

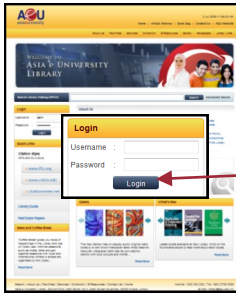
# HOW TO USE AeU ELECTRONIC DATABASE - EBRARY COLLECTION

## LOGIN THROUGH AeU KNOWLEDGE CENTRE WEBSITE

<http://library.aeu.edu.my/cgi-bin/koha/opac-main.pl>

### STEP 1:

Please go to AeU Library website URL: <http://library.aeu.edu.my>



### STEP 2:

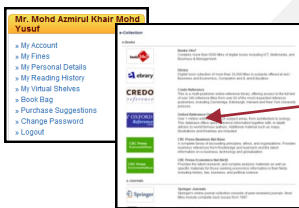
Login using your ID number and password

Example:

Username: M90106090018

Password: M90106090018

\* by default your Password is your student card number



Once logged in, your personal account will be displayed and you are entitled to use **AeU Electronic Databases** as listed beside.

### STEP 3: How To Use AeU Library Electronic Database — Ebrary

From library homepage, select to E-Resources,

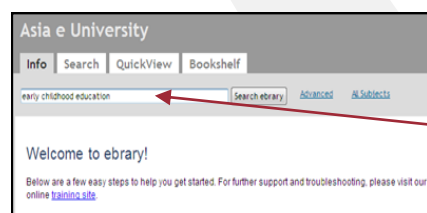
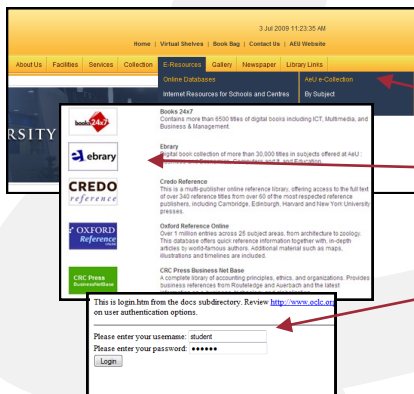
- Click on "Online Databases"
- Click on "AeU e-Collection"
- Click on the "Ebrary Collection."
- For security purpose you need to login again using:

username: \*\*\*\*\*

password: \*\*\*\*\*

\* You only need to enter this security access once

\* Please contact library for the login details



### STEP 4:

How To Do Searching in "Ebrary"

Example:

- Type in search term e.g.: *Early childhood education*
- Then click Search Ebrary

### STEP 5:

- Click any title from search result to view e-book
- The full content of e-book
- Click to ebrary Reader for more navigation tools

