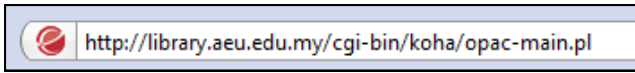
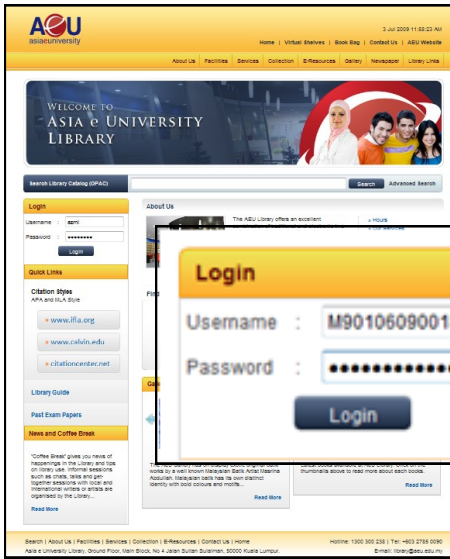


# HOW TO USE AeU ELECTRONIC DATABASES

## LOGIN THROUGH AeU KNOWLEDGE CENTRE WEBSITE



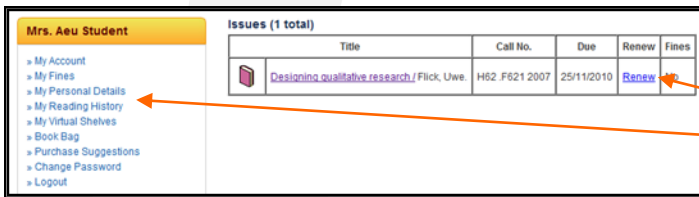
STEP 1:  
Please go to AeU Library website URL:  
<http://library.aeu.edu.my>



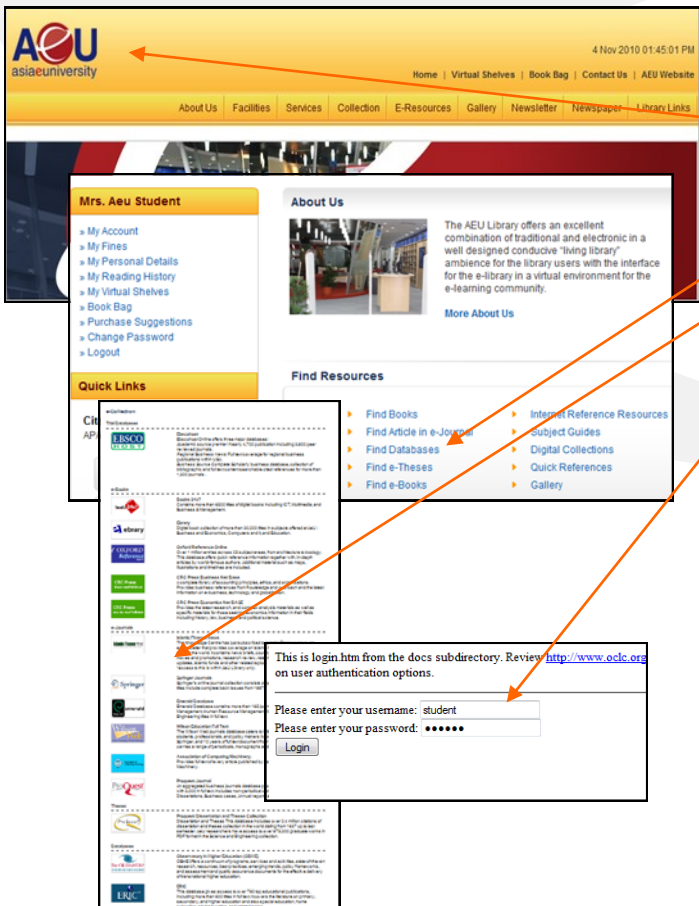
STEP 2:  
Login using your ID number and password  
Example:

Username: M90106090018  
Password: M90106090018

\* by default your Password is your student card number



Once logged in, your personal account will be displayed .  
On the right menu is a borrowed item (if any) and it can be renewed once online (if there are fines or overdue, the item cannot be renewed online.)



STEP 3:  
On top left, click AeU logo.  
Under Find Resources menu:

- Click on Find Databases
- Click on the database you choose.
- For security purpose you need to login again using:  
username: student  
password: access

\* You need to enter this security access every first login