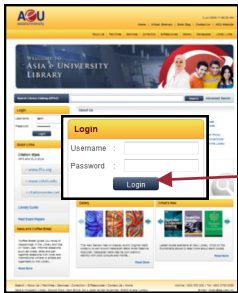


HOW TO USE AeU ELECTRONIC DATABASE - EMERALD DATABASE

LOGIN THROUGH AeU KNOWLEDGE CENTRE WEBSITE

<http://library.aeu.edu.my/cgi-bin/koha/opac-main.pl>



STEP 1:

Please go to AeU Library website URL: <http://library.aeu.edu.my>

STEP 2:

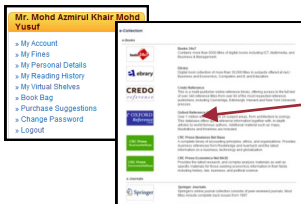
Login using your ID number and password

Example:

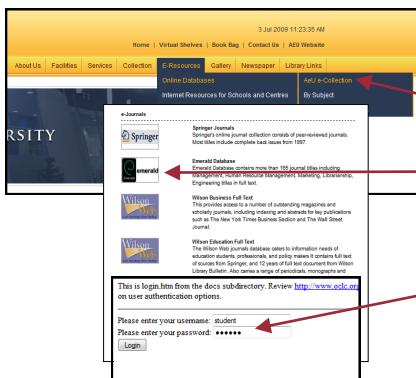
Username: M90106090018

Password: M90106090018

* by default your Password is your student card number



Once logged in, your personal account will be displayed and you are entitled to use **AeU Electronic Databases** as listed beside.



STEP 3: How To Use AeU Library Electronic Database —Emerald

From library homepage, select to E-Resources,

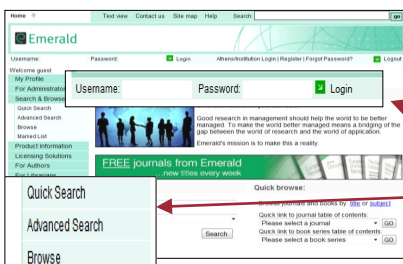
- Click on "Online Databases"
- Click on "AeU e-Collection"
- Click on the "Emerald Database"
- For security purpose you need to login again using:

username: *****

password: *****

* You only need to enter this security access once

* Please contact library for the login details



STEP 4:

How To Use "Emerald Database"

- For security purpose, you need to login using:

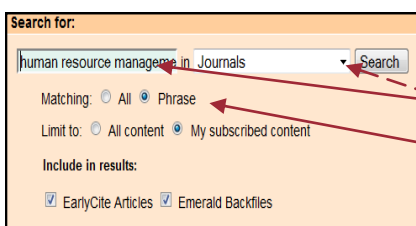
Username: aeumalaysia

Password : aeulib

- Then click "Login"

- You may choose to search using :

- Quick search
- Advance search
- Browse



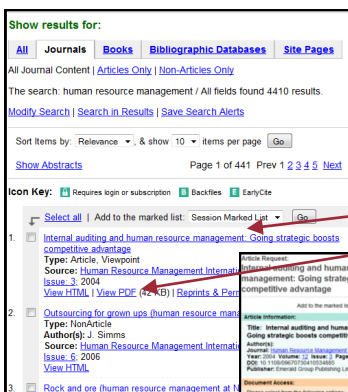
STEP 5:

Quick Search

- Enter the words or phrases of your search i.e "Human Resource Management"
- Select "Journals"
- Select "Phrase" option to be more precise and retrieve more relevant result

Advance Search

- You may use Boolean operators to refine your search.
Example: And, Or, Not
- You may limit your search by several limiters i.e by full text, volume, issue & etc.



STEP 6:

- Click any title from search result to see the abstract of the thesis.
- Click "View PDF" to get the full article

