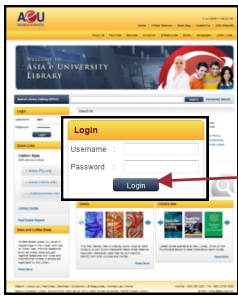


HOW TO USE AeU ELECTRONIC DATABASE - SPRINGERLINK

LOGIN THROUGH AeU KNOWLEDGE CENTRE WEBSITE

<http://library.aeu.edu.my/cgi-bin/koha/opac-main.pl>



STEP 1:

Please go to AeU Library website URL: <http://library.aeu.edu.my>

STEP 2:

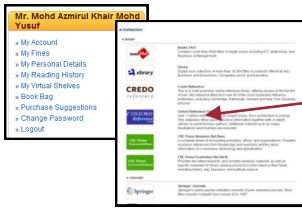
Login using your ID number and password

Example:

Username: M90106090018

Password: M90106090018

* by default your Password is your student card number



Once logged in, your personal account will be displayed and you are entitled to use **AeU Electronic Databases** as listed beside.

STEP 3: How To Use AeU Library Electronic Database – SpringerLink

From library homepage, select to E-Resources,

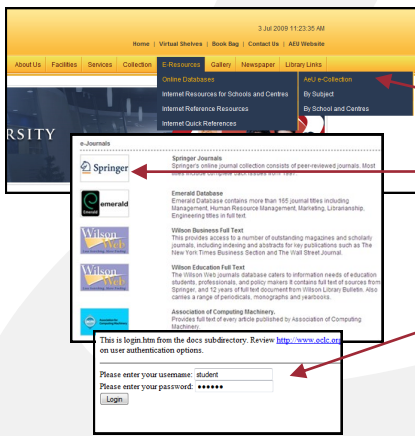
- Click on **"Online Databases"**
- Click on **"AeU e-Collection"**
- Click on the **"Springer."**
- For security purpose you need to login again using:

username: *****

password: *****

* You only need to enter this security access once

* Please contact library for the login details

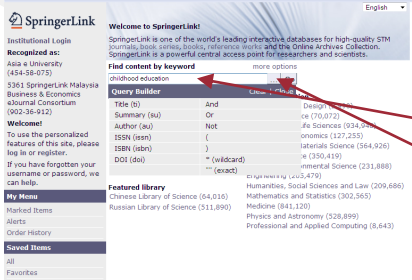


STEP 4:

How To Do Searching in "SpringerLink"

Example:

- Type in search term e.g.: *Childhood education*
 - Then click go
- Or
- Click here to choose advance search



STEP 5:

- Click on title from search result to view e-journal
- The abstract of article

