



Guide for Students

Students are required to submit their assignments/ project paper/ dissertation/ thesis to the Turnitin software (Plagiarism Checker) located at myPLS before final submission of their assignments/ project paper/ dissertation/ thesis.

Quick Guide:

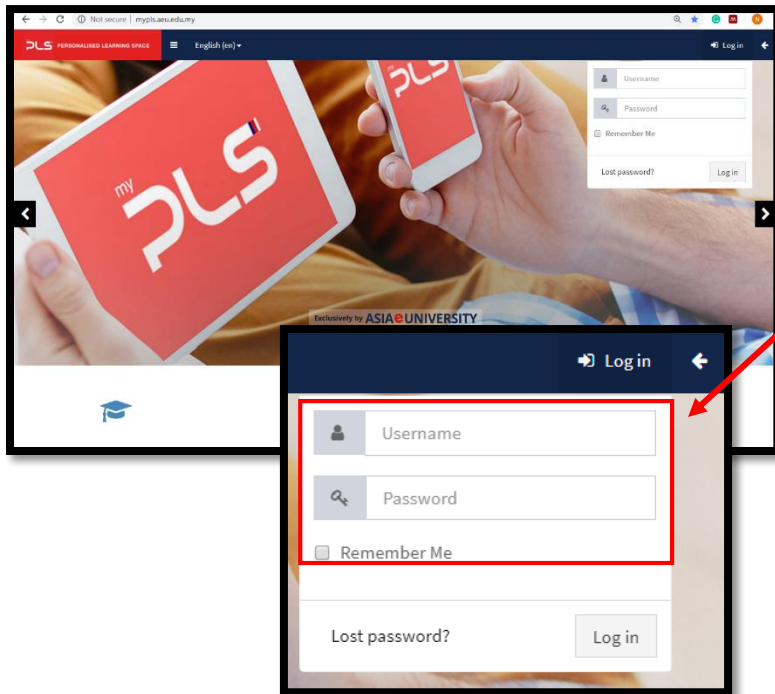
- When an assignments/ project paper/ dissertation/ thesis is submitted to Turnitin, an **Originality Report** will be produced within a few minutes after the first submission.
- For the second and subsequent submissions reports will be churned within 24 - 48 hours.
- Students are encouraged to pre submit their work to Turnitin.
- If originality report shows similarity of more than **20%**, students need to redo their assignment/ project paper/ dissertation/ thesis. If it less than **20%**, students can proceed to submit the paper.
- Final submission of the assignments / project paper/ dissertation/ thesis is made when the required percentage is achieved.
- Submit the revised assignments / project paper/ dissertation/ thesis with the **Originality Report** at myPLS Submission of Assignment link.
- For project paper/ dissertation/ thesis, only chapter 1-5 need to submit via Turnitin. The preliminary pages, references & appendices are excluded.
- Students can choose to exclude quotations and/or references from the similarity index and originality report generated by the system but not allowed to 'Exclude' small sources (measured by word number of percentage) at Filter and Settings.

* What is Originality Report?

An Originality Report is an indication of similarities between a piece of work submitted by a student and a database of previously submitted work, websites and other sources. If a match between a submitted piece of work and an existing work is found, Turnitin will highlight the matching text and provide a summary on the Originality Report.

Guide

PART I : How to Submit Assignment / Project Paper/ Dissertation/ Thesis via Turnitin (Plagiarism Checker) in myPLS



STEP 1:

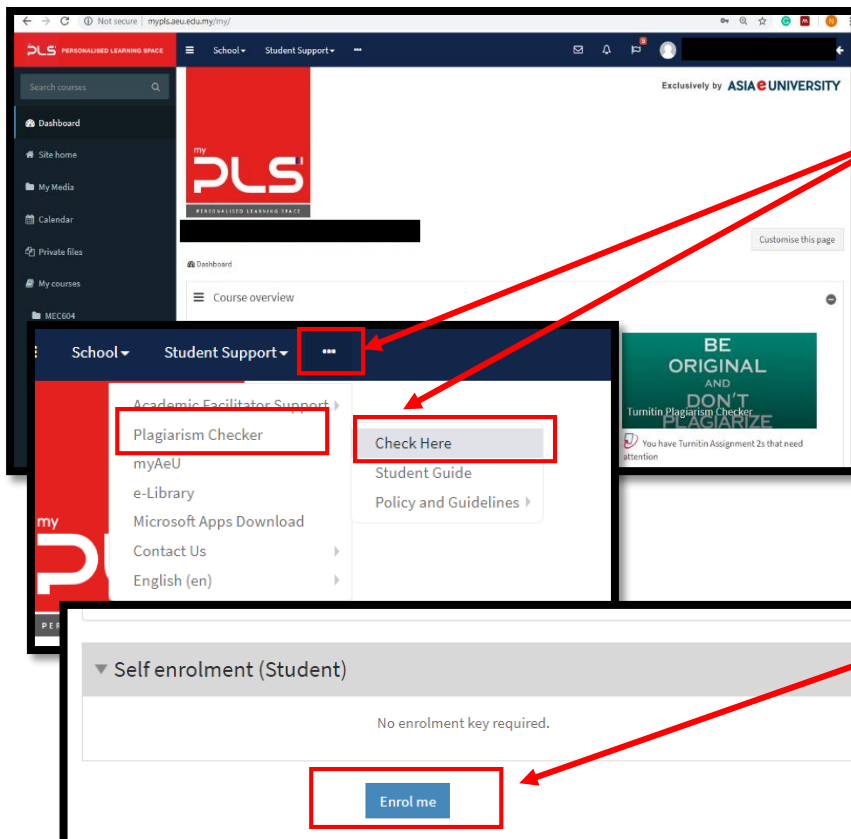
Go to myPLS website
URL : <http://mypls.aeu.edu.my>

STEP 2:

Log in to your personal account. Enter your username and password as shown in the page.

EXAMPLE :

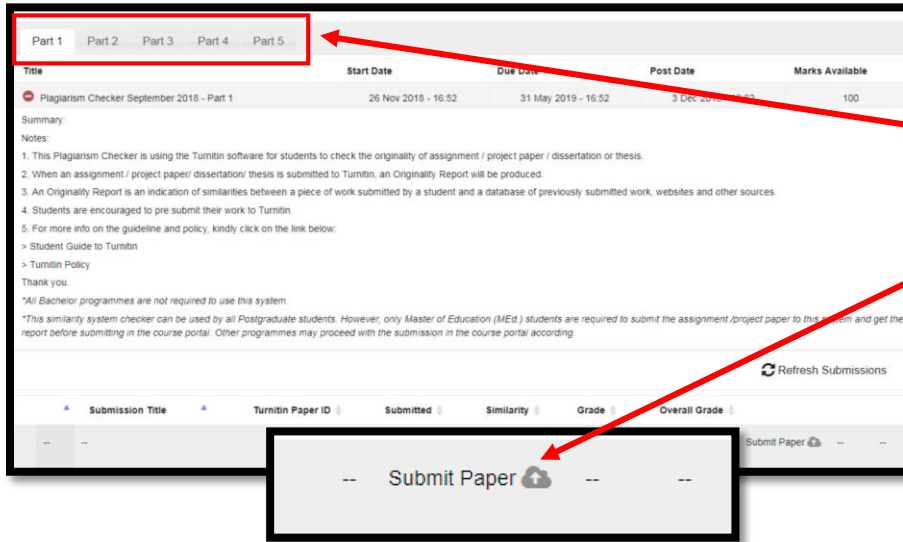
Username : M6010918099
Password : M6010918099
(Case Sensitive)



STEP 3:

Click on triple dot (...) then click 'Plagiarism Checker' and then click 'Check Here'.

The first time user, click on 'Enrol me'



STEP 4:

There are 5 parts provided to submit assignment/ project paper / dissertation or thesis. Choose 1 part for 1 course.

Click 'Submit Paper' icon.

STEP 5:

Pop up page for Submit Paper,

- Enter Submission Title as instructed by your lecturer. **EXAMPLE: EPS613_Philosophy and Sociology of Education_0918_Evonsun_E60101180009 (File Name and Submission Title must be the same)**
- Click 'Files' icon to attach assignment/ project paper/ dissertation or thesis file to be upload.
- Select 'Choose File' and then Click 'Upload this file'
- Tick 'Declaration' & lastly Click 'Add Submission'

Notes:

TURNITIN report will be available within a few minutes after the first submission and 24-48 hours for second & subsequent submission.

Part 1 Part 2 Part 3 Part 4 Part 5

Title	Start Date	Due Date	Post Date	Marks Available
Plagiarism Checker September 2018 - Part 4	26 Nov 2018 - 15:22	31 May 2019 - 15:22	3 Dec 2018 - 15:22	100

Summary:

Notes:

1. This Plagiarism Checker is using the Turnitin software for students to check the originality of assignment / project paper / dissertation or thesis.
2. When an assignment / project paper/ dissertation/ thesis is submitted to Turnitin, an Originality Report will be produced.
3. An Originality Report is an indication of similarities between a piece of work submitted by a student and a database of previously submitted work, websites and other sources.
4. Students are encouraged to pre submit their work to Turnitin.
5. For more info on the guideline and policy, kindly click on the link below:

> Student Guide to Turnitin

> Turnitin Policy

Thank you

*All Bachelor programmes are not required to use this system.

*This similarity system checker can be used by all Postgraduate students. However, only Master of Education (MED) students are required to submit the assignment/project paper to this system and get the report before submitting in the course portal. Other programmes may proceed with the submission in the course portal according.

Refresh Submissions

Submission Title	Turnitin Paper ID	Submitted	Similarity	Grade	Overall Grade
Assignment (Enterprise Risk Management)	1115948408	21/04/19, 00:49	11%	N/A	

View Digital Receipt

Submit Paper

STEP 6:

The similarity Report of your assignment/ project paper/ dissertation or thesis will be shown here.

Student can view the details of the report by Clicking at the percentage (%).

studio

Assignment (Enterprise Risk Management)

Conclusion

Every business decision is mixed with the opportunity and danger. An organization has to make sure to meet its objective and the plan that intentionally to understand and reduce effects, in case have an accident. Actually risk management in the organization can make sure level of safety to be good.

References

Berghe, L. a. (2004).
Enterprise Risk Management. (n.d.). Retrieved from www.ucop.edu:
<https://www.ucop.edu/enterprise-risk-management/procedures/what-is-erm.html>
ERM integrated framework. (n.d.)
Risk management. (n.d.). Retrieved from www.preventionweb.net:
<https://www.preventionweb.net/publications/view/41430>

Word Count: 1564

Text-only Report | Turnitin Classic | High Resolution

Filters and Settings

Filters

- Exclude Quotes ☒
- Exclude Bibliography ☒
- Exclude sources that are less than:
 - ☐ words
 - ☐ %
- Don't exclude by size ☐

Optional Settings

- Multi-Color Highlighting ☒

Apply Changes

STEP 7:

Exclude quotes and bibliography,

Click Icon Filters & Setting

Tick 'Exclude Quotes' & 'Exclude Bibliography' then click 'Apply Changes'

Notes:

You are not allowed to Exclude small sources (measured by word number of percentage).

feedback studio

Assignment (Enterprise Risk Management)

2. Introduction

In this assignment, a summary of ERM's concept and the role of Board of Directors and findings will be also discussed.

Summary of ERM's Concept

Among the thousands of risk management method, ERM approaches to business risks. ERM consists of different types of risks such as hazard, financial, operation etc. Hazard risks are mentioned as fire, liability, business etc. Financial risks refers to potential losses of ups and downs in financial markets such as liquidity risks and credit risks etc.

Operational risks refers to failure of production, trademark protection etc. Customer preference, and project completion are included in Strategic risks. ERM considers for these kind of risks, thus, the COSO (2004) ERM framework was established to examine the Level of ERM Adoption.

Match Overview

11%

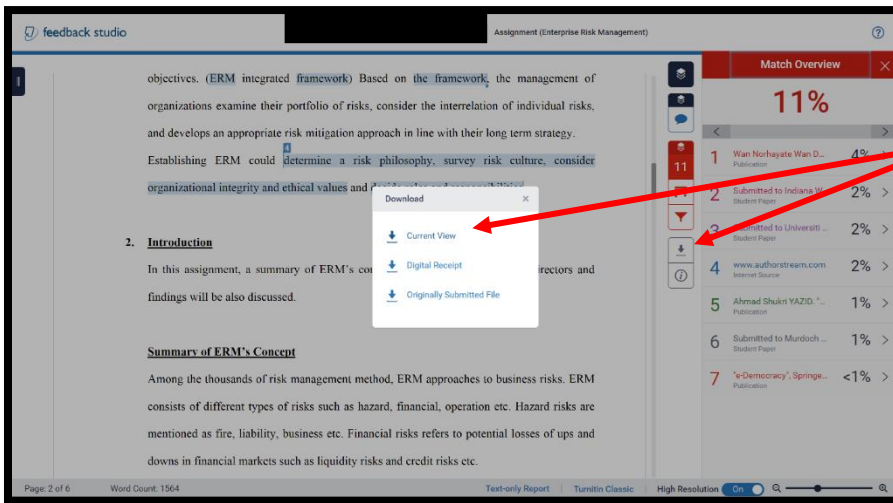
Match 1 of 6

1	Wan Sheng Heng Co. Publication	4%
2	Submitted to Indiana W... Student Paper	2%
3	Submitted to Universiti ... Student Paper	2%
4	www.authorstream.com Internet Source	2%
5	Ahmad Shukri YAZID, ... Publication	1%
6	Submitted to Murdoch ... Student Paper	1%
7	"eDemocracy", Springe... Publication	<1%

STEP 8:

Check Match Overview,

Click at the percentage to check match overview of your report.



STEP 9:
Check Match Overview,

Click 'Download' icon and then Click 'Current View' to download Turnitin Report and it will auto save to your computer.

Upload and attach the report when you submit your assignment/ project paper/ dissertation or thesis via myPLS or email.

Notes:

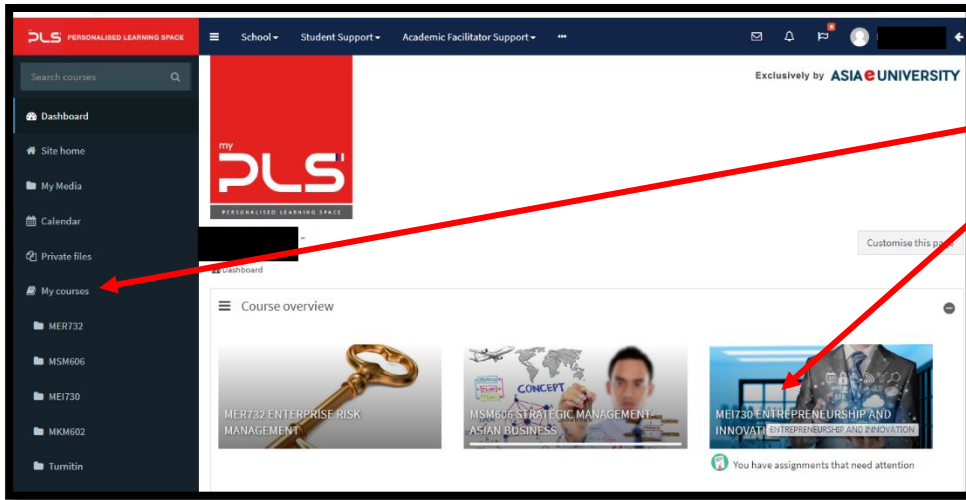
According to AeU University policy, the percentage of originality report must not exceed 20%.

Please revise your assignment/ project paper/ dissertation or thesis if more than 20%

Then you are ready to submit your assignment with final Originality Report incorporated.

Guide

PART II : How to Submit the Final Work with Turnitin Originality Report on myPLS



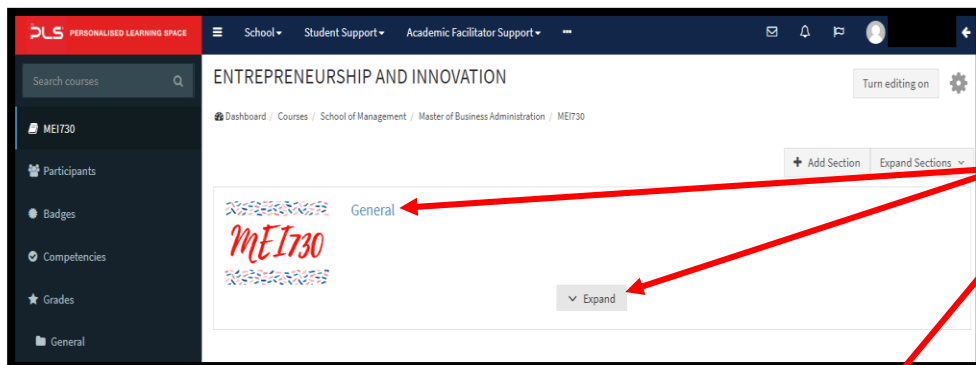
STEP 1:

Click 'My courses'

Choose any subject

EXAMPLE:

MEI730 ENTREPRENEURSHIP AND INNOVATION



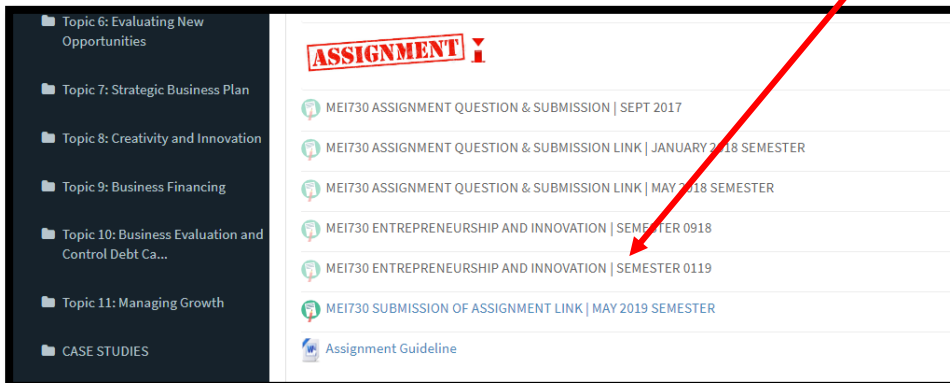
STEP 2:

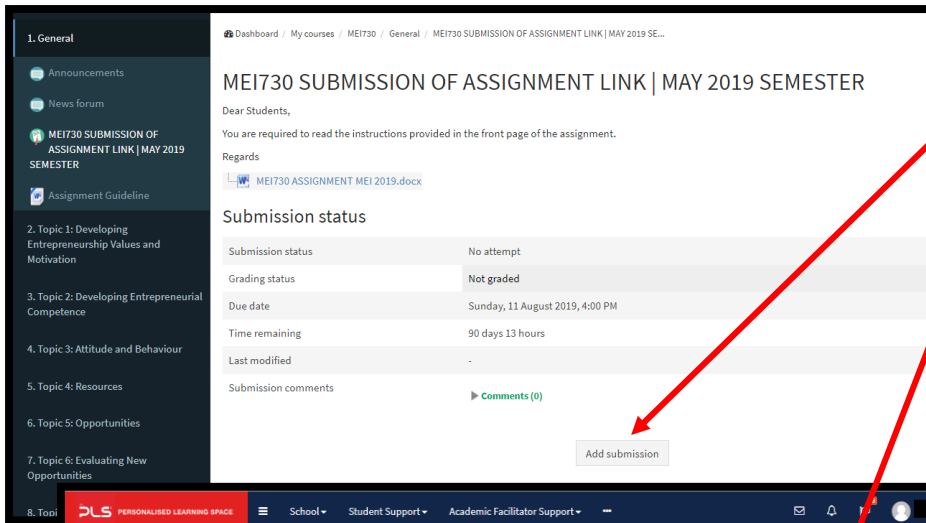
Go to 'General' or 'Assessment' and click 'Expand' to view more details.

Then go to Assignment and Click on Link given

EXAMPLE:

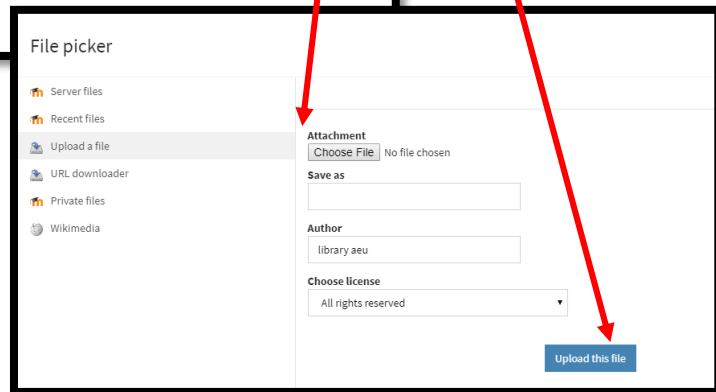
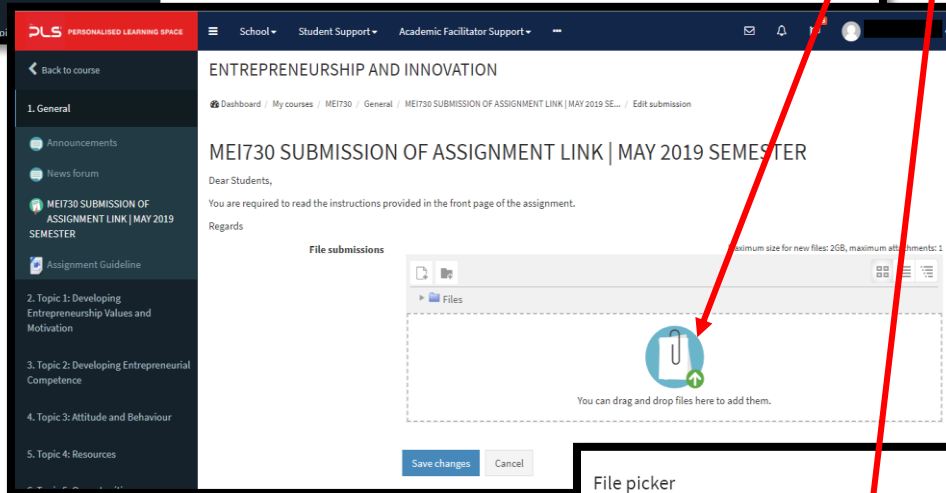
MEI730 SUBMISSION OF ASSIGNMENT LINK| MAY 2019 SEMESTER





STEP 3:

- Click 'Add submission' to submit your Turnitin Originality report.
- Then click 'Files' icon to upload the 'Turnitin Originality Report'
- Select 'Choose File' from your computer and then Click 'Upload this file' for submission.



-END-

For more HELP and Guides

Users can get more guides, or refer to Online Tutorial Training at Turnitin Official Website under Support Service by go to URL link <https://help.turnitin.com/Home.htm>